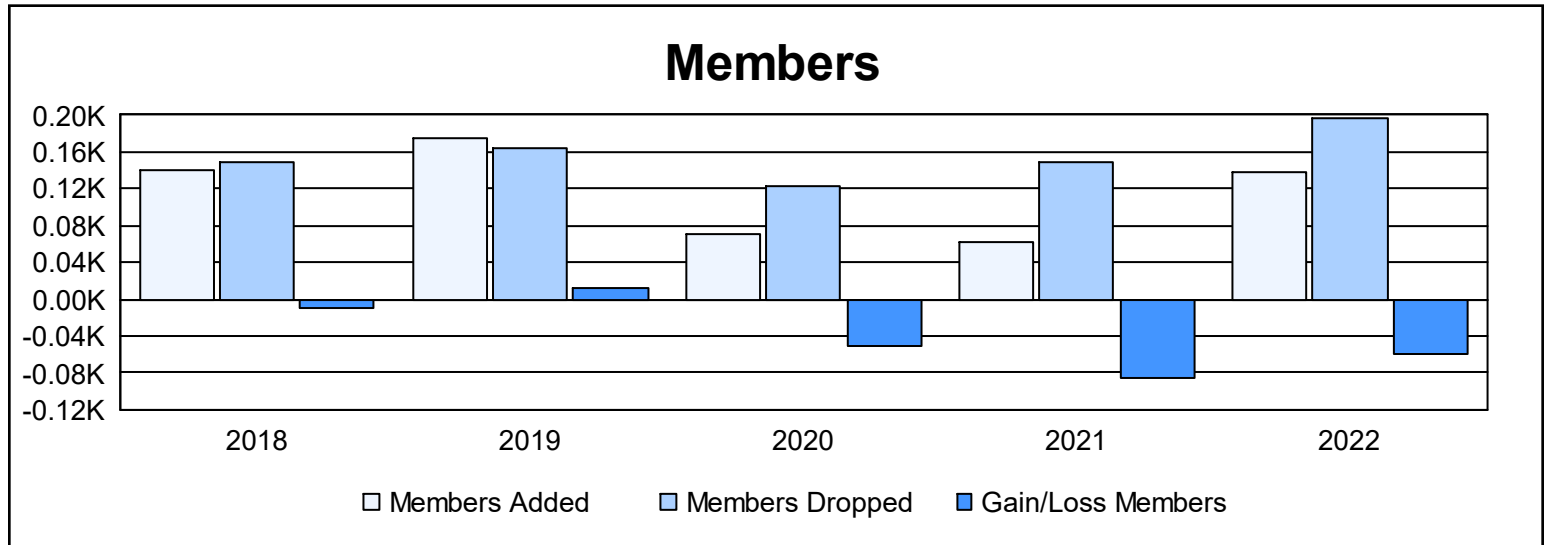
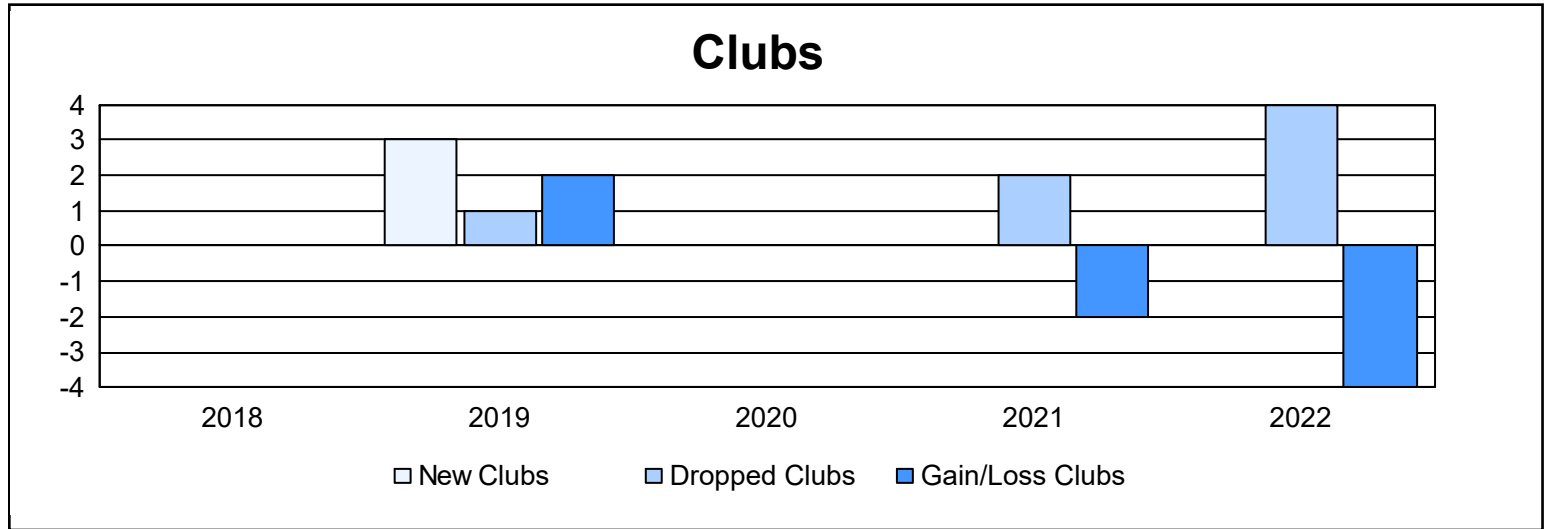
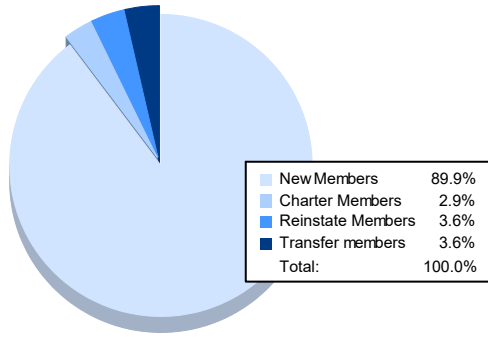


Year	New Clubs	Dropped Clubs	Gain/ Loss Clubs	New Members	Charter Members	Reinstate Members	Transfer Members	Total Member Added	Total Members Dropped	Gain/ Loss Members
2017-2018	0	0	0	126	4	3	7	140	149	-9
2018-2019	3	1	2	98	69	6	1	174	163	11
2019-2020	0	0	0	57	6	4	4	71	122	-51
2020-2021	0	2	-2	53	3	6	1	63	148	-85
2021-2022	0	4	-4	124	4	5	5	138	197	-59
<b>Average</b>	<b>1</b>	<b>1</b>	<b>-1</b>	<b>92</b>	<b>17</b>	<b>5</b>	<b>4</b>	<b>117</b>	<b>156</b>	<b>-39</b>



### Membership Composition June 2022 Cumulative



### Gender Composition June 2022 Cumulative

